



Hajj Simplified


Your Journey, Made Clear.

*The Days of
Hajj (4)*




SIRRI SAQTI ACADEMY

Learning for life.



Safar e Ishq



Haj – Locations and Overview



The Haji and Hazrat Junaid Baghdadi (RA)

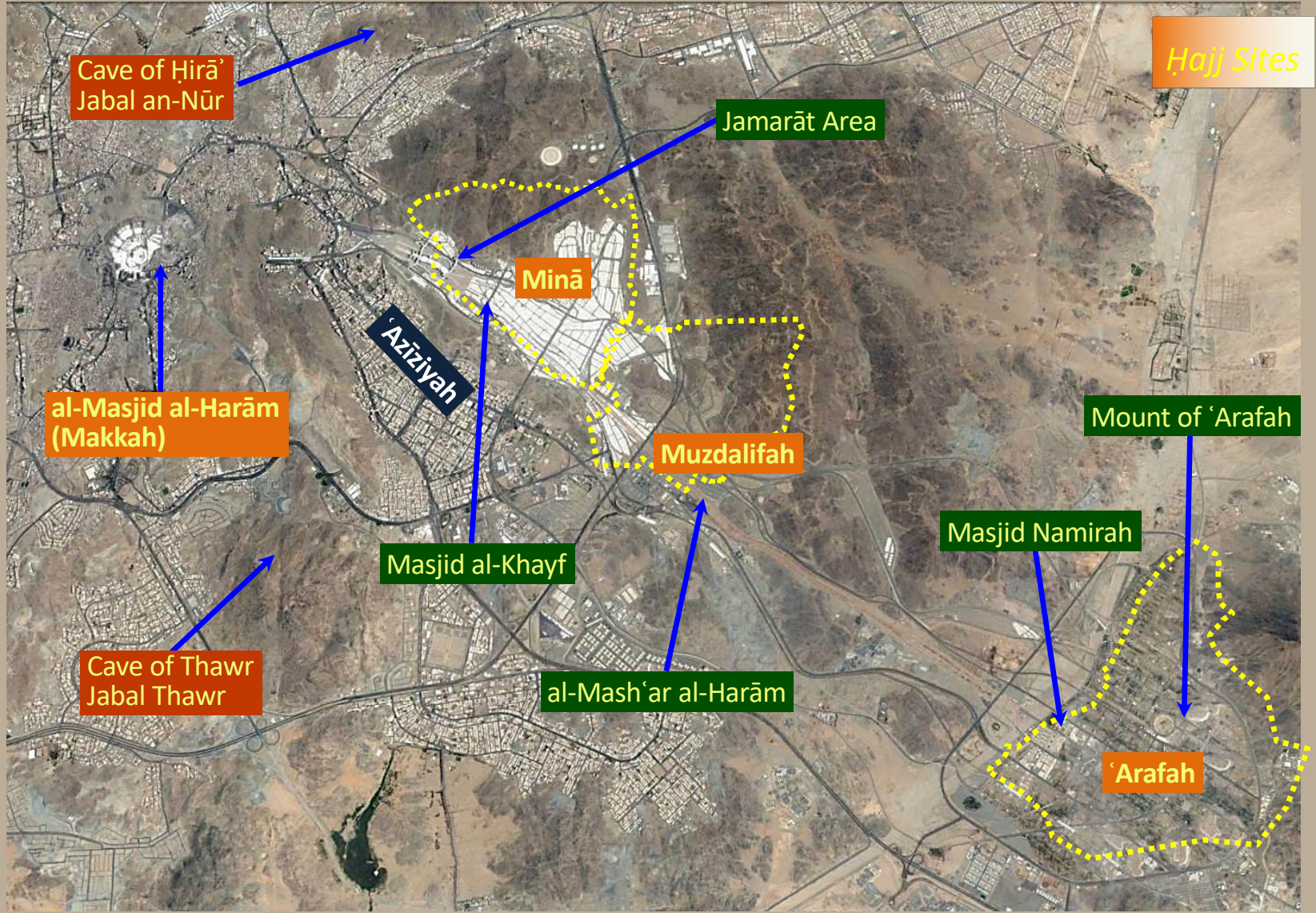
- When you started, did you pledge to give up sins?
- While halting, did you ever think of attaining nearness to Allah?
- On Ihraam, did you make up your mind to abandon your evil ways and attitudes in life as well ?
- In Arafat, did you feel you were standing in Divine Presence and having a vision of Him?
- In Muzdalifah, did you promise that you would give up vain desires of the flesh?
- During Tawaf, did you behold the Divine Beauty when you moved around the House of Allah?
- During Qurbani, did you sacrifice your selfish desires for Allah?
- At Jamarat, did you resolve to get rid of your evil companions and friends and desires?

Hajj – Major Locations





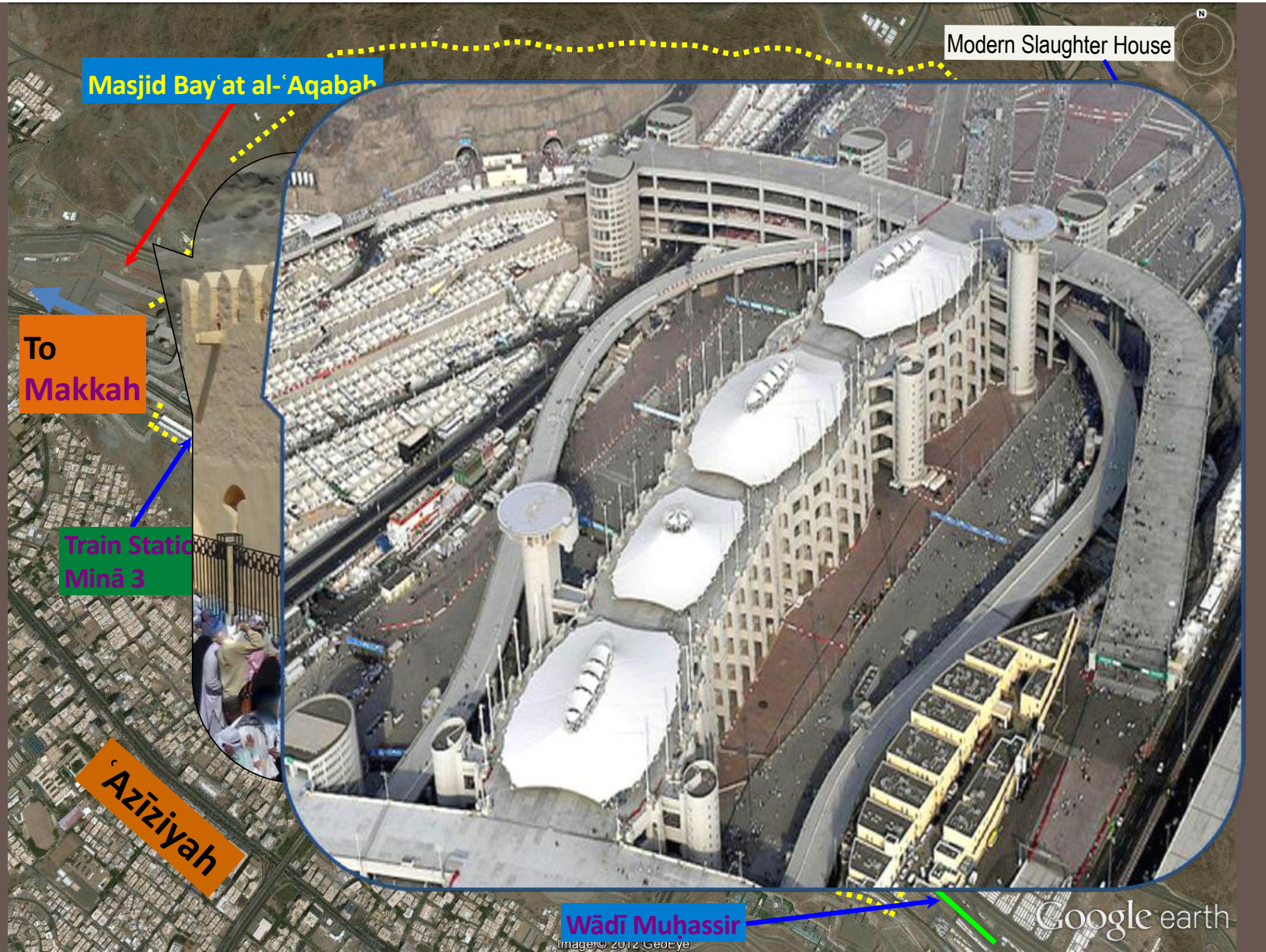
Hajj Sites and Locations



Day wise Summary

Day 1	Day 2	Day 3	Day 4	Day 5
8 Zil Hajj	9 Zil Hajj	10 Zil Hajj	11 Zil Hajj	12 Zil Hajj
Mina	Arafat	Muzdalifa (night) Mina Makkah	Mina	Mina
Camp	Camp Wuqoof	Camp (night) Wuqoof (Fajr) Ramy, Qurbani, Halq Tawaf e Ziyarah, Sa'ee	Ramy	Ramy Return

Locations around Mina



Important Timings

In **Arafah** (9 Zil Haj 1447)

[26 May 2026]

Maghrib : 6:56 pm

Isha: 8:26 pm


In **Muzdalifah** (10 Zilhaj 1447)

[27 May 2026]

Fajr Start : 4:13 am

Fajr End: 5:38 am





Day 1 :
8 Zil Haj



Mina – Your New Base


- Ihraam and Niyyah on 7th night
- Nafil Tawaaf
- Go to Mina in morning 8th of Dhul-Hijjah (or whenever asked)
- Spend the night in Mina.
- Pray Dhuhr, Asr, Maghrib, 'Isha and Fajr in their times





Mina View





Familiarize with map of Minā, locate your camp and find the best ways to get to it from different directions.


Yellow Pole No.

$\frac{1}{49}$

$\frac{1}{47}$


$\frac{1}{48}$

South Asian Street





The Empty Camps....





And with People....

Mina




Use your time to:

Review the manāsik of Hajj

Attend lectures






Gather your thoughts and prepare for the day of 'Arafah.



Patience Needed....






Day 2 : 9 Zil Haj



Leaving Mina for Arafah

9 Dhul-Hijjah

After sunrise on the day of Arafah, depart for Arafah while making Talbiyah & Takbeer.




Signs



Arafah

9 Dhul-
Hijjah

- Arrive at Arafah, before Zawal if possible.
- Ayyam e Tashriq





Excellence of the Day of Arafah



Arafah – as it used to be

Arafah – now!





**Pray Dhuhr and Asr,
combined, if praying at
Masjid Namira**

**If difficult because of
the crowd, pray in your
camp with your group.**

**Namira is not part of
Arafah, although part
of the Masjid is within
Arafah**

**After Salat,
Wuqoof e
Arafa**





After Sunset,
Leave Arafah
WITHOUT
reading Maghrib
Prayers






Leaving
Arafah

To Muzdalifah

ARAFAH



Day 3 :
10 Zil Haj



Muzdalifah – night of 10 Dhul-Hijjah



- Call Azan – Iqamah – Fard of Maghrib – Fard of Isha (no additional iqamah) –
- Sunnah of Maghrib – Sunnah of Isha, and Witr



Muzdalifah – night of 10th Dhul Hijjah



Muzdalifah

- Collect 49+ pebbles here.
- Wash to Clean



Spending night at Muzdalifah

- Take some rest
- Some Ibaadaat
in night
- Huqooq – ul -
Ibaad





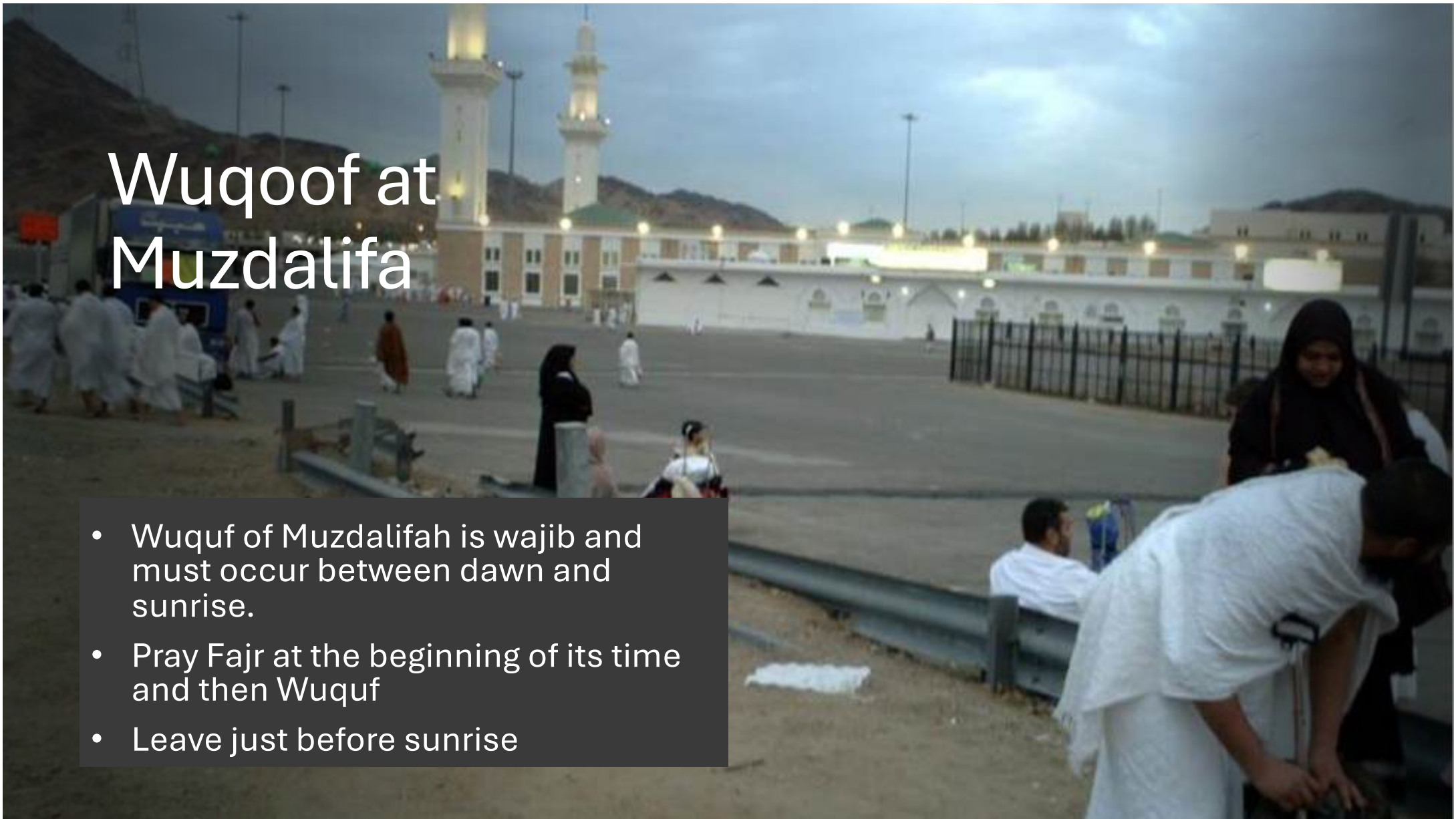
Muzdalifah – with modern facilities now



Muzdalifah

Wuqoof at Muzdalifa

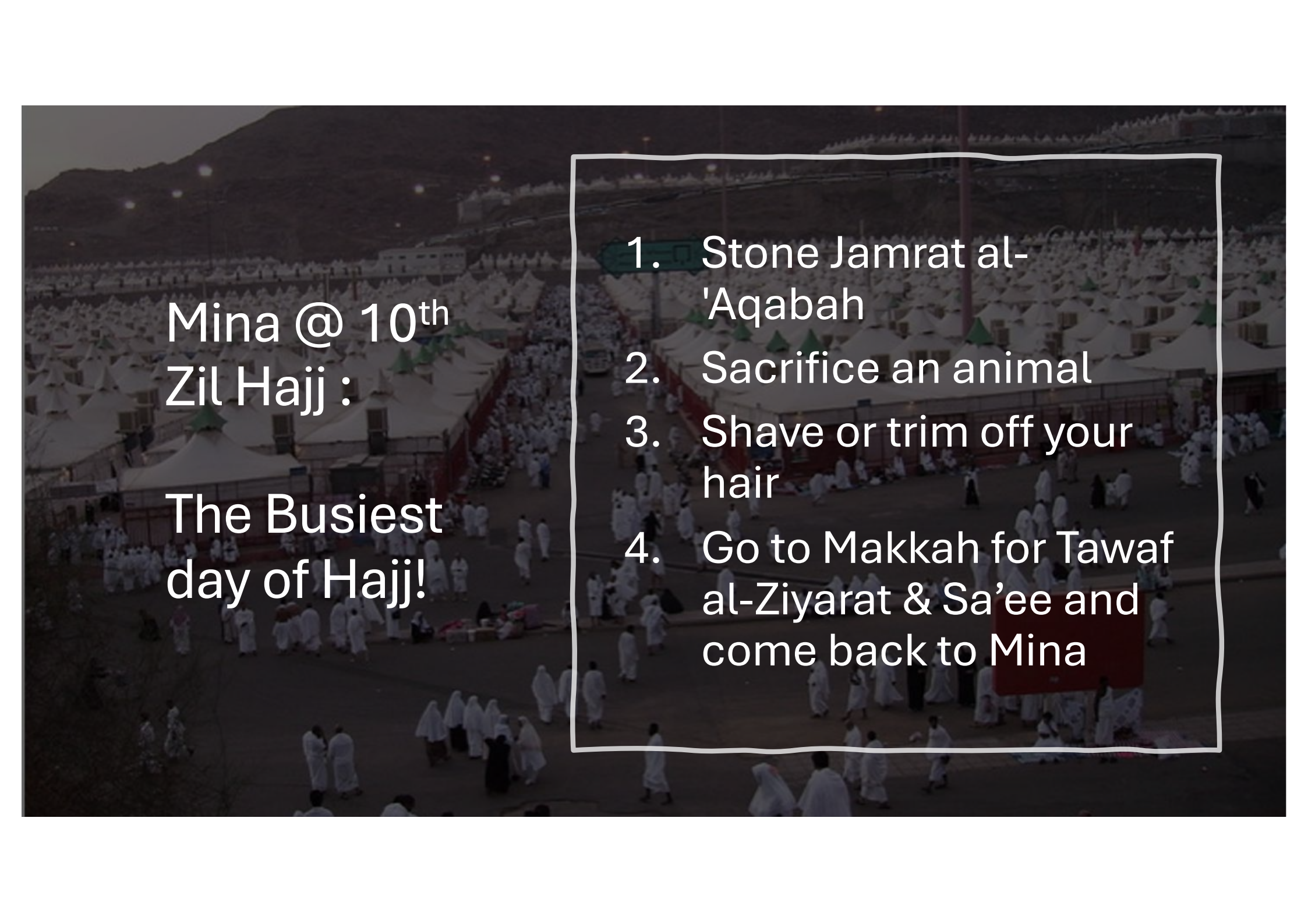
- Wuquf of Muzdalifah is wajib and must occur between dawn and sunrise.
- Pray Fajr at the beginning of its time and then Wuquf
- Leave just before sunrise





Returning from Muzdalifa to Mina

- Careful
- No bending to pick up anything
- Follow Directions



Mina @ 10th
Zil Hajj :

The Busiest
day of Hajj!

1. Stone Jamrat al-'Aqabah
2. Sacrifice an animal
3. Shave or trim off your hair
4. Go to Makkah for Tawaf al-Ziyarat & Sa'ee and come back to Mina



Image © 2012 GeoEye

Google earth

Ramy on 10th Zil Hijja

- You stone Jamrat al-'Aqabah (Big Shaitaan) only on this day, with seven small stones
- You recite Takbeer while throwing each stone.
- You stop Talbiyah once first stone is thrown.

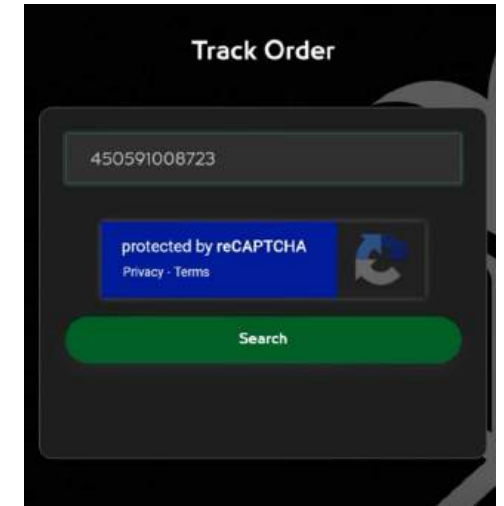


Mina Animal Sacrifice

How it used to be



How it will be





Halq after Qurbani is confirmed


First Tahallul

- After shaving, go to your camp in Mina, take a shower, put on new clothes and fragrance.
- When you have stoned the Jamrah and shaved your head everything becomes lawful for you again except marital relations.
- This is called the small Tahallul



Makkah : Tawaf e Ziyarah

- Next, go to Makkah and make Tawaf e Ziyarah
- Pray two Rak'at behind Maqaam Ibraheem, if possible, or anywhere in the Masjid if not.
- Can be done on 10 / 11 / 12 Zil Hajj (before Maghrib)




Makkah:

Sa'ee between Safa & Marwa

- Do Sa'ee between Safa and Marwa as before (but in normal clothes)
- After Tawaf al-Ziyarah you are in a state of complete Tahallul.
- Drink from Zamzam.
- Return to Mina.





Day 4-5 :
11-12 Zil Haj



Mina:

Stay on 11, 12 Zil Hajj (13 Zil Hajj Optional)

- Stay in Mina for the days of Tashreeq and their nights.
- Only special activity is 'Ramy' to be done

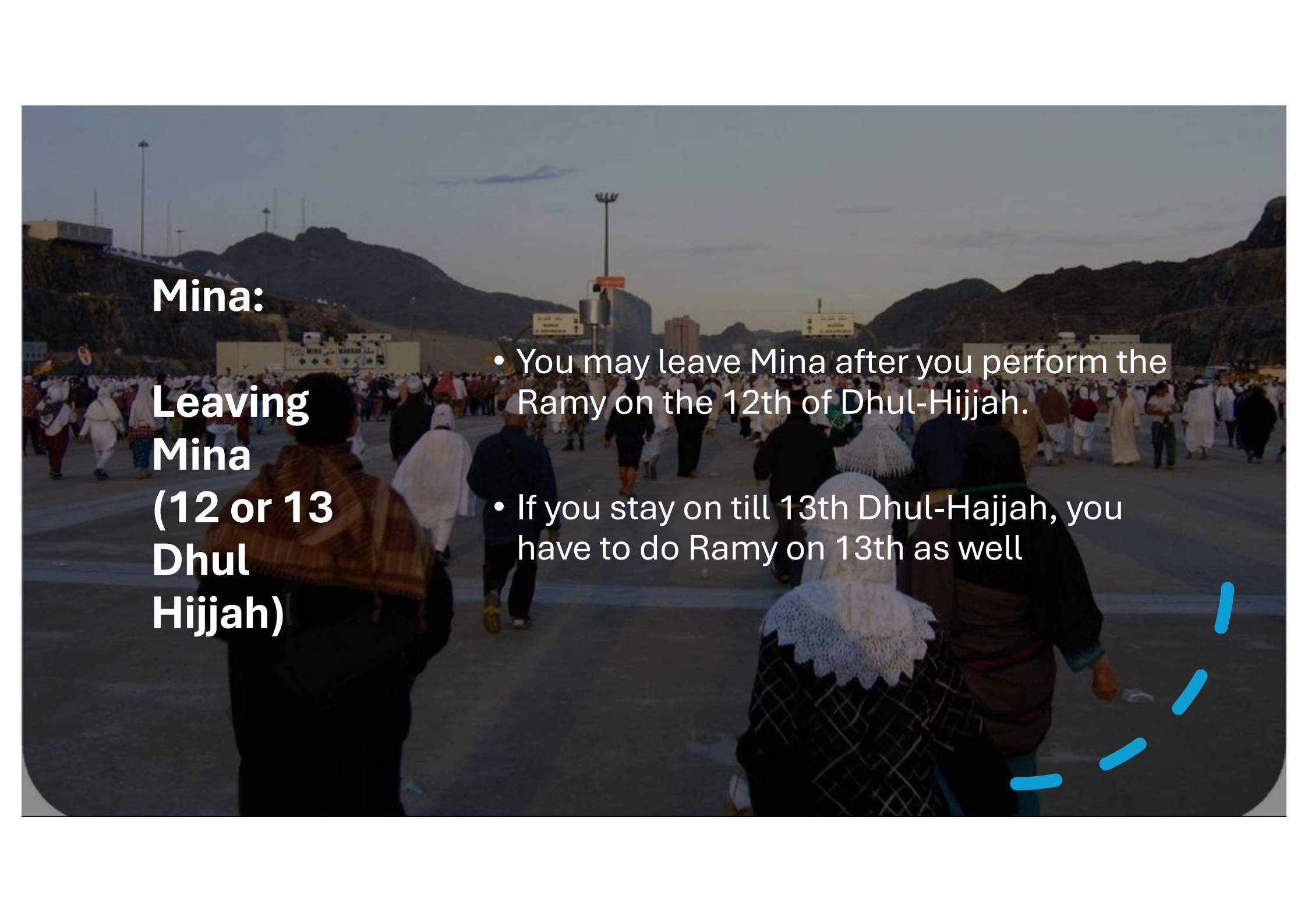


Mina:

Rami on 11, 12 Zil Hajj (and 13 Zil Hajj if staying)

- Stone the three Jamarat each with seven pebbles in each of those days
- Time starts after Zawaal on 11 / 12 Zil Hajj
- After the first and the second Jamarat, move forward to the side and stand facing the Qiblah for a long time making Du'a while raising your hands.



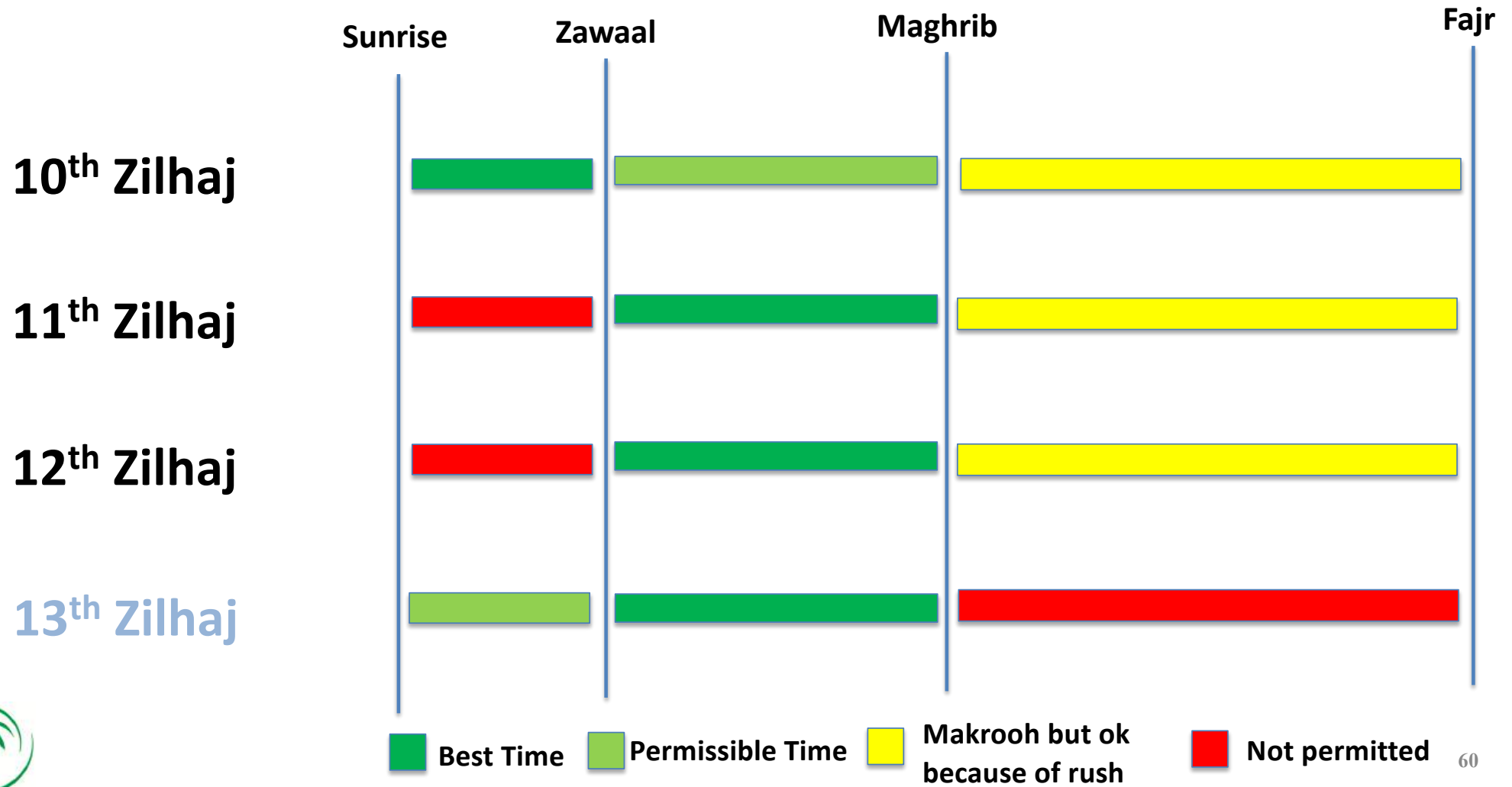


Mina:

**Leaving
Mina
(12 or 13
Dhul
Hijjah)**

- You may leave Mina after you perform the Ramy on the 12th of Dhul-Hijjah.
- If you stay on till 13th Dhul-Hajjah, you have to do Ramy on 13th as well

Ramy Chart






Modern Conveyances



Pillars of Ḥajj



To do
Or
your ḥajj will...



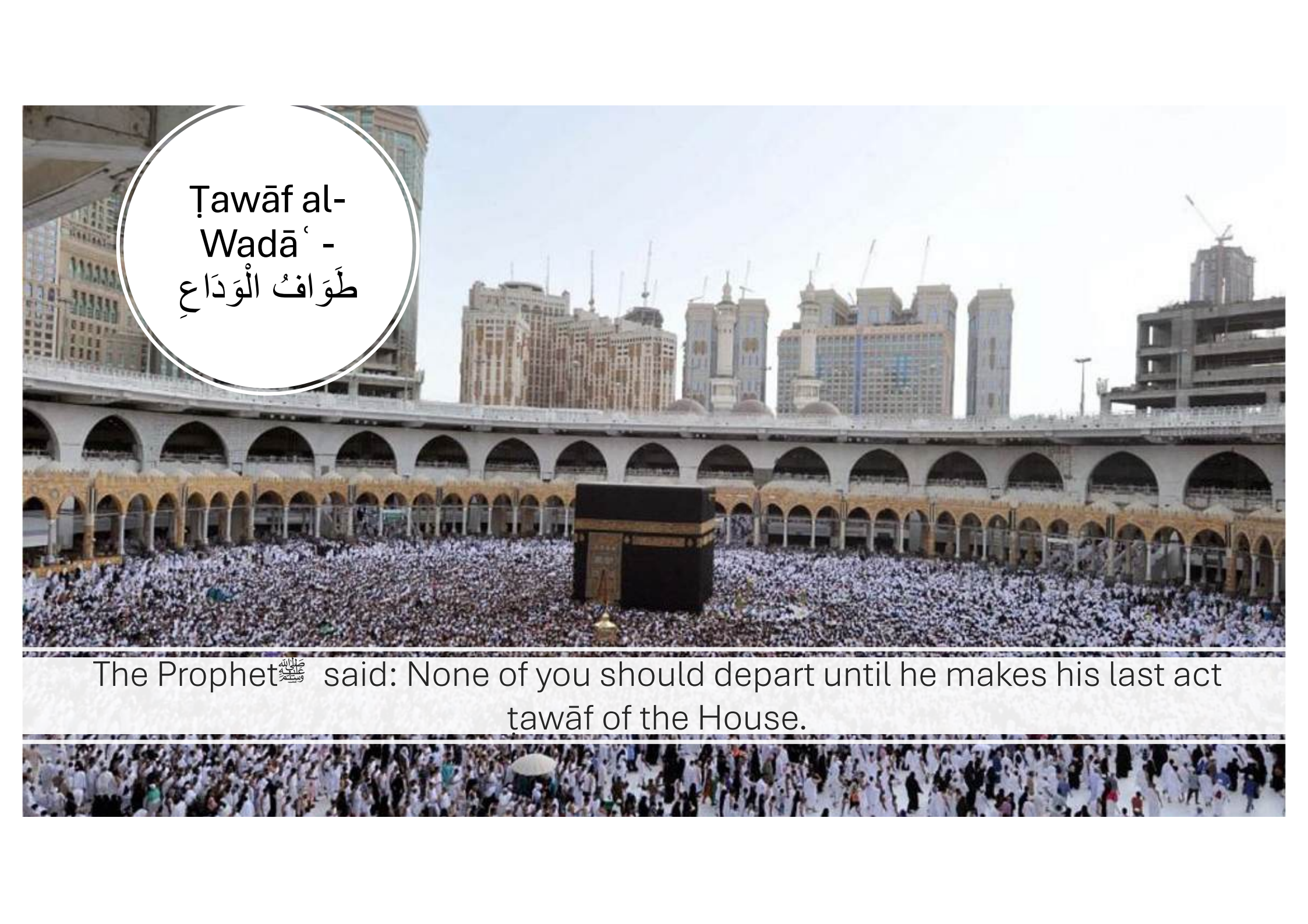
Obligatory Acts of Hajj

1. Iḥrām from the right place
2. Sa'ee between Safa and Marwah
3. Standing in Arafah until after sunset
4. Spending one night in Muzdalifah (after Arafah)
5. Staying overnight in Minaa during the days of tashreeq
6. Stoning the Jamaraat, and in order
7. Shaving or cutting the hair short



OR
You will have
to offer a...





Ṭawāf al-
Wadā' -
طَوَافُ الْوَدَاعِ

The Prophet ﷺ said: None of you should depart until he makes his last act tawāf of the House.



Hajj Simplified

Your Journey, Made Clear.

*End of
Section 4*



SIRRI SAQTI ACADEMY

Learning for life.