



Hajj Simplified


Your Journey, Made Clear.

*Ehraam,
Arrival and
Umrah (2)*



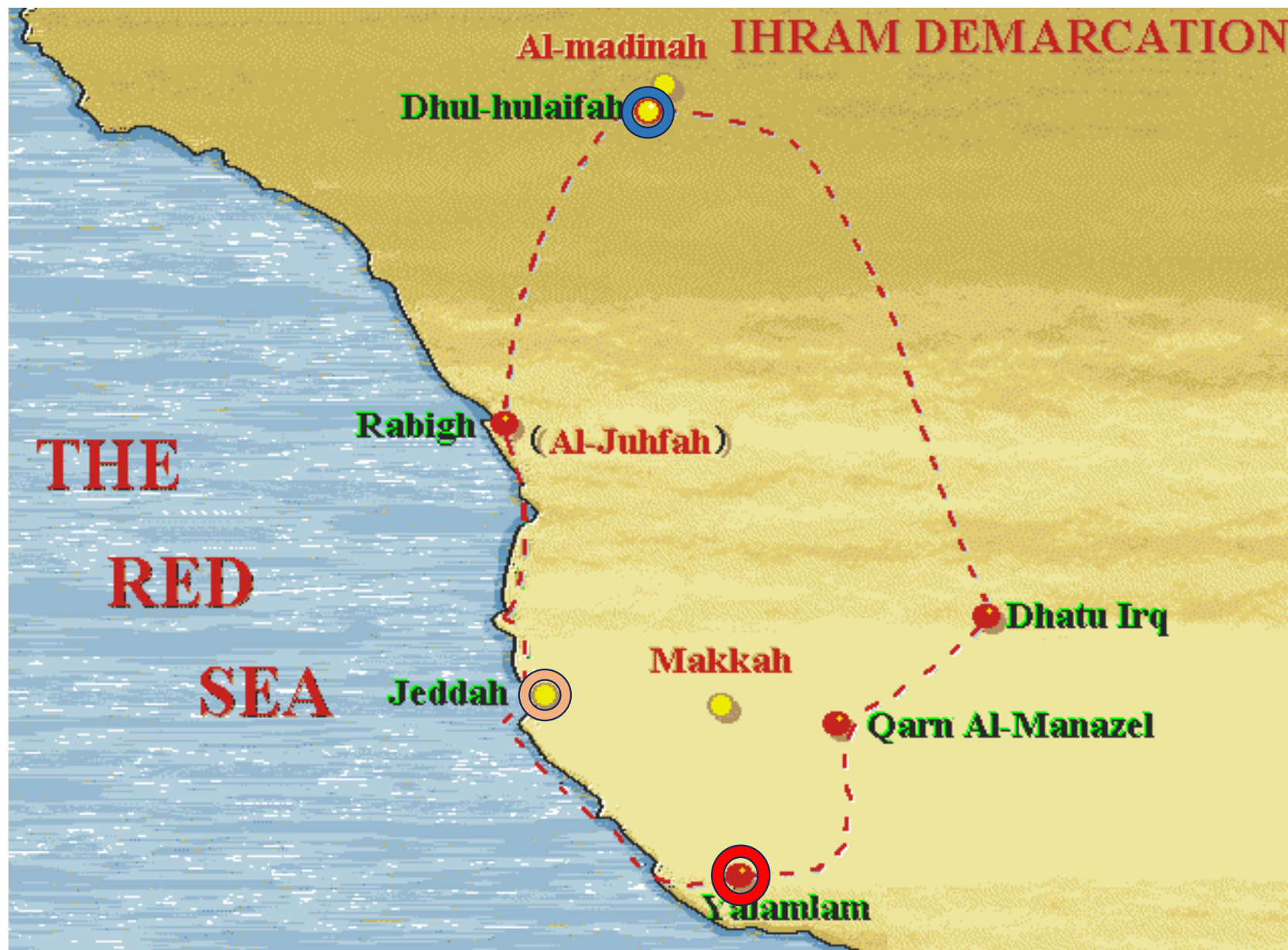
SIRRI SAQTI ACADEMY

Learning for life.



Meeqaat & Haram





Meeqat





Meeqaat
from
Madina:
Masjid Bir
Ali (Dhul
Hulayfah)

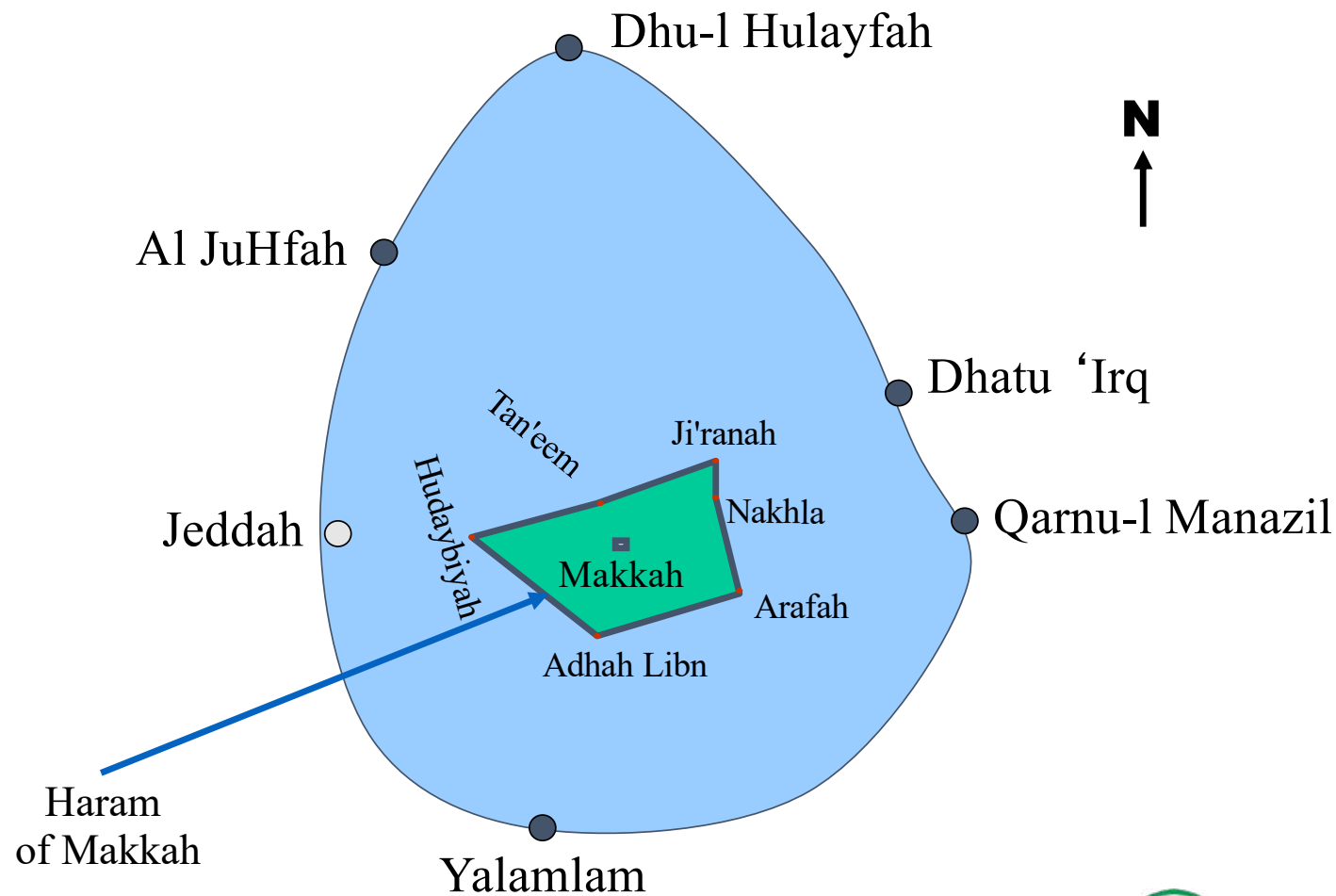




For
additional
Umrahs
from
Makkah:
Masjid e
Ayesha
(Tan'eem)



Mawaqeet & Haram of Makkah




Note: for illustration purposes only, not to scale.



Haram Boundary





Ihraam and its restrictions



Ihraam State

Preparation +
Dress +
Namaaz +
Niyyah +
Talbiyah
=
Ihraam State



Entering into Ihraam State

- Preparation

- Clip moustache, nails, remove armpit and pubic hair
- Ghusl or wudu
- Apply uncoloured scent to body
- Entering into clothing of ihram

- Male Clothing

- must remove all clothing for 2 unstitched (in body shape) white sheets of cloth

- Female clothing

- Regular stitched clothes, socks, shoes, etc
- Hijab cannot touch face

2 Rakat Sunnah Prayer of Ihraam: Surah Kafirun & Ikhlaas
Uncover Head, Then Niyyah





NORMAL



**IDTIBA
(only for Tawaf)**

Neeyah of Umrah

O Allah,

I intend

(to perform) Umrah

so make it easy for me

and accept it from me

اللَّهُمَّ إِنِّي أُرِيدُ الْعُمْرَةَ
فَيَسِّرْهَا لِي وَتَقَبَّلْهَا مِنِّي



Talbiyah

- After intention is made, recite Talbiyah aloud:

لَبَّيْكَ اللَّهُمَّ لَبَّيْكَ
لَبَّيْكَ لَا شَرِيكَ لَكَ لَبَّيْكَ
إِنَّ الْحَمْدَ وَالنِّعْمَةَ لَكَ وَالْمُلْكَ لَا شَرِيكَ لَكَ

State of Ihraam:

- Locks you into performing the Hajj / Umrah
- Only other way to remove state is by sacrificing in Makkah





Meeqaat
from
Madina:

Masjid Bir
Ali (Dhul
Hulayfah)

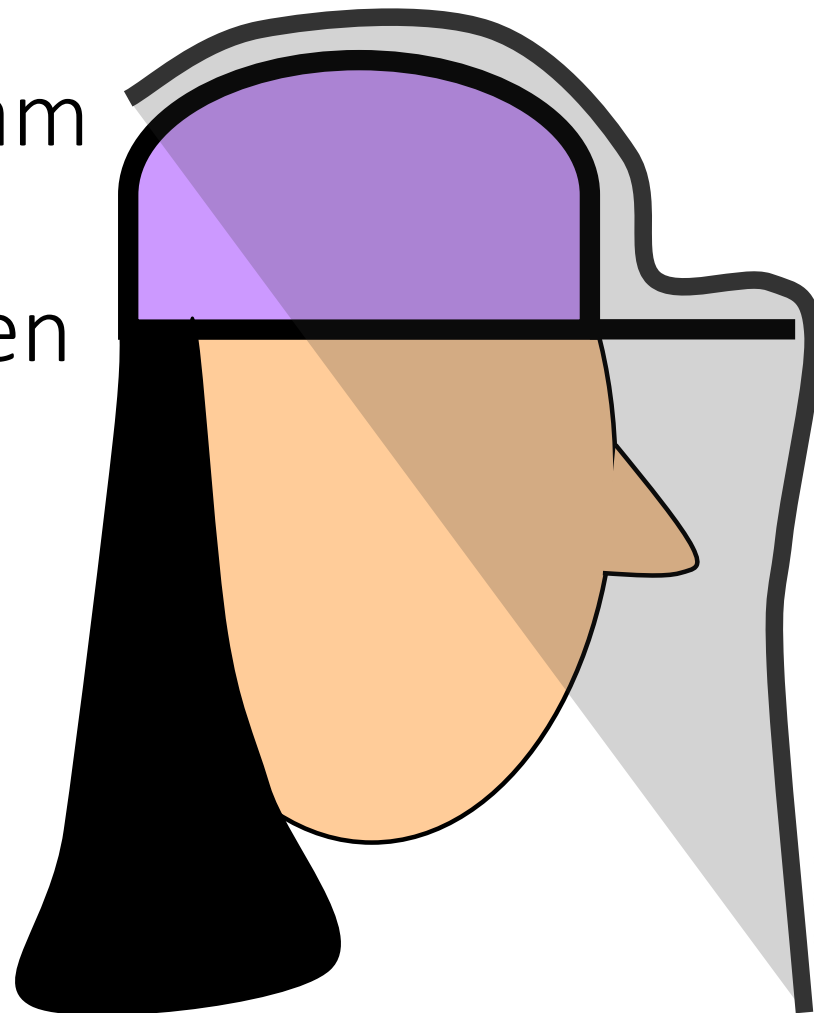


Prohibitions of Ihraam

- Intimate talk / relations
- Hunting or assisting in hunting; not even ant
- Applying fragrance in any manner
- Removing hair or nails from any part of body
 - Natural falling okay
 - Do not comb hair
 - Don't run fingers through beard
- Stitched clothing (to body shape) or sealed footwear for men
 - Central bone of foot must be uncovered
- Head or face covering for men
- Cloth touching face for women
- Harming any Muslim
- Other vices



In Ihram
for
Women




**NOT TOUCHING
THE FACE**



Permissible Acts in Ihraam

- Umbrella or shade so long as does not touch head
- Ring, glasses, hearing aid, watch, belt
- Changing clothes
- Washing body – But should not be done to remove dirt
- Hair falling naturally
- Covering body with blanket even if stitched
 - Face and head must be uncovered
- Using a pillow
- Using miswak
- Carrying load on head





Travelling to Makkah



Entering Makkah




Dua on entering Makkah

اللَّهُمَّ هَذَا حَرَمُكَ وَأَمْنُكَ فَحَرِّمْ لِحْيِي وَدِمِّي
وَشَعْرِي وَبَشِرِي عَلَى النَّارِ وَأَمِّتِي مِنْ عَذَابِكَ
يَوْمَ تَبْعَثُ عِبَادَكَ وَاجْعَلْنِي مِنْ أَوْلِيَاءِكَ
وَأَهْلِ طَاعَتِكَ .







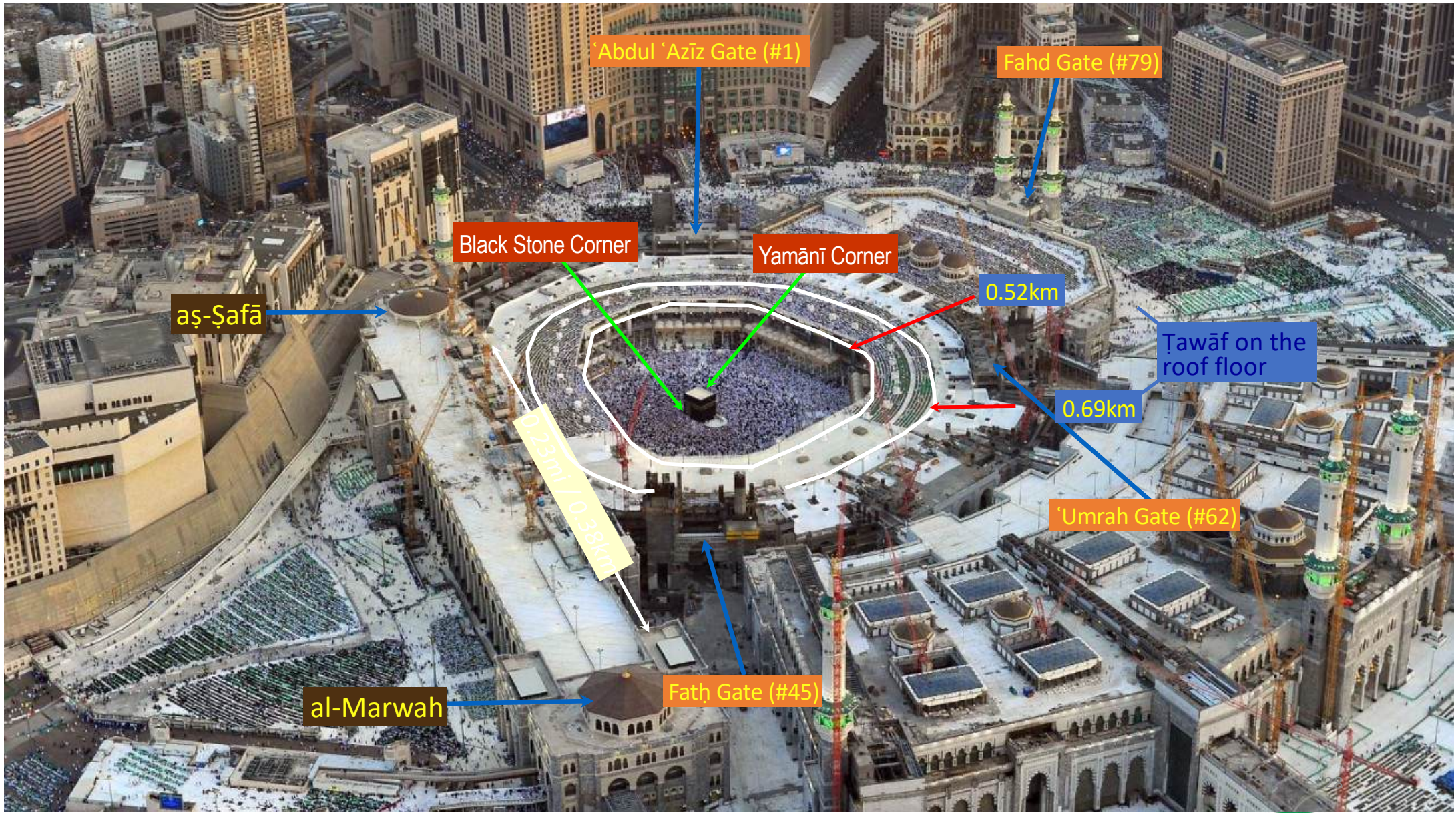
Masjid e Haram





Before the expansion





There are 120+ gates to enter into Haram Sharif. Remember the gate number nearest to your way through which you enter.






Arrival at Masjid al Haram....

At Masjid al Haram

- Aloud Talbiyah
- Keep doing Zikr with sincerity of heart
- Wazu before going to Masjid
- Enter with right foot
- Niyyah of Masjid and Etekaaf
- No need to read Tahiyatul Masjid





The Ka'bah





First Look at Ka'bah







Podcast 3 - The Kabah



The Ka'bah

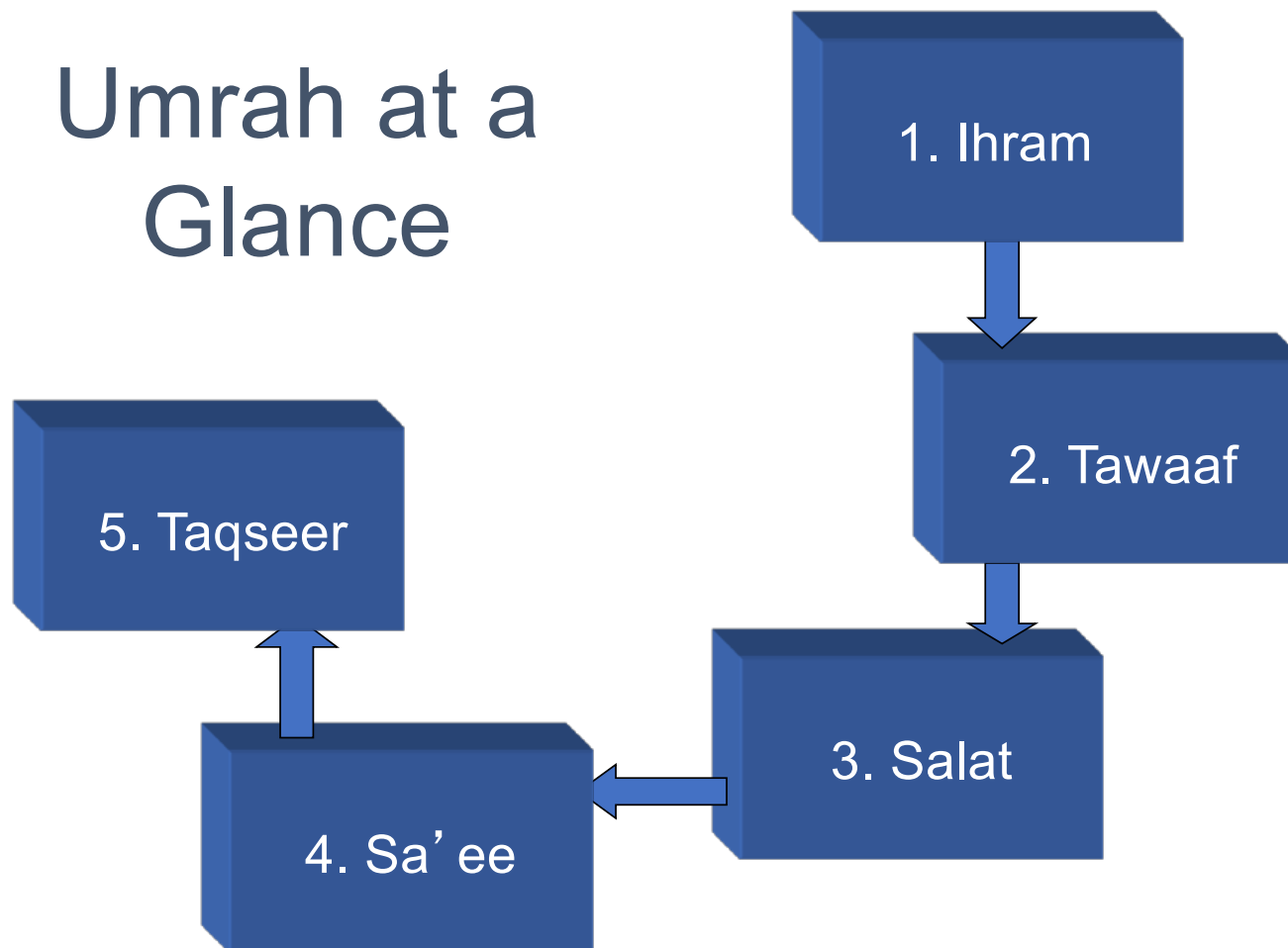




Umrah Step by Step



Umrah at a Glance




Neeyah for Umrah

اللَّهُمَّ إِنِّي أُرِيدُ الْعُمْرَةَ
فَيَسِّرْهَا لِي وَتَقَبَّلْهَا مِنِّي

**O Allah, I intend to perform Umrah. Make it
easy for me and accept it from me**



The Black Stone



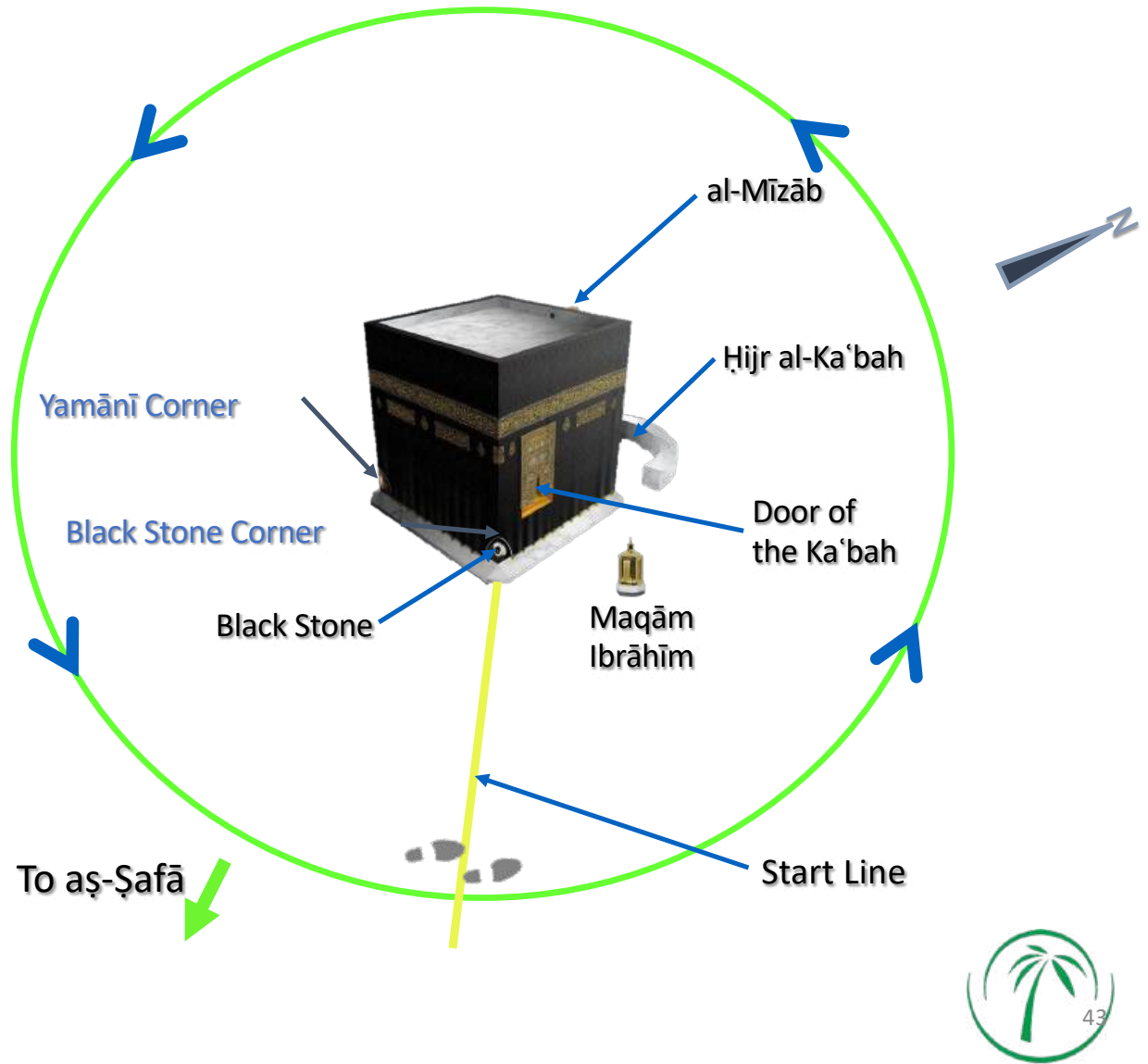
Tawaf

- Be in a state of wudu
 - Locate Hajar ul Aswad
 - Opposite green light
 - Men make idtibaa by exposing right arm
 - Only when sae'e follows
 - Istilam
 - Kissing the Hajr e Aswad
 - Ends Talbiyah
- Ramal
 - First 3 rounds
 - Move counterclockwise with Kabah on your left
 - Make dhikr etc. – Plan
 - Remain outside Hateem
 - Touch Rukn e Yamani, if possible
 - Rabbana after ReY

رَبَّنَا آتِنَا فِي الدُّنْيَا حَسَنَةً
وَفِي الْآخِرَةِ حَسَنَةً وَقِنَا عَذَابَ النَّارِ



Ṭawāf Illustration




Hateem



Salaah at
Maqam
Ibraheem



Al-Multazam



Zamzam



Zamzam Water





Walk to Safa

سَعَاءُ مَرَوَةَ شَرْعِيًّا

آپ ﷺ جب صفا پہاڑی کے قریب آئے تو یہ پڑھا:

﴿إِنَّ الصَّفَا وَالْمَرْوَةَ مِنْ شَعَائِرِ

”بے شک صفا اور مروہ اللہ کے شعائر (نشانیوں) میں سے ہیں۔ میں بھی اسی سے

اللَّهِ ﴿أَبْدَأُ بِمَا بَدَأَ اللَّهُ بِهِ-

شروع کر رہا ہوں جس سے اللہ نے شروع کیا۔“



Sae- Safa

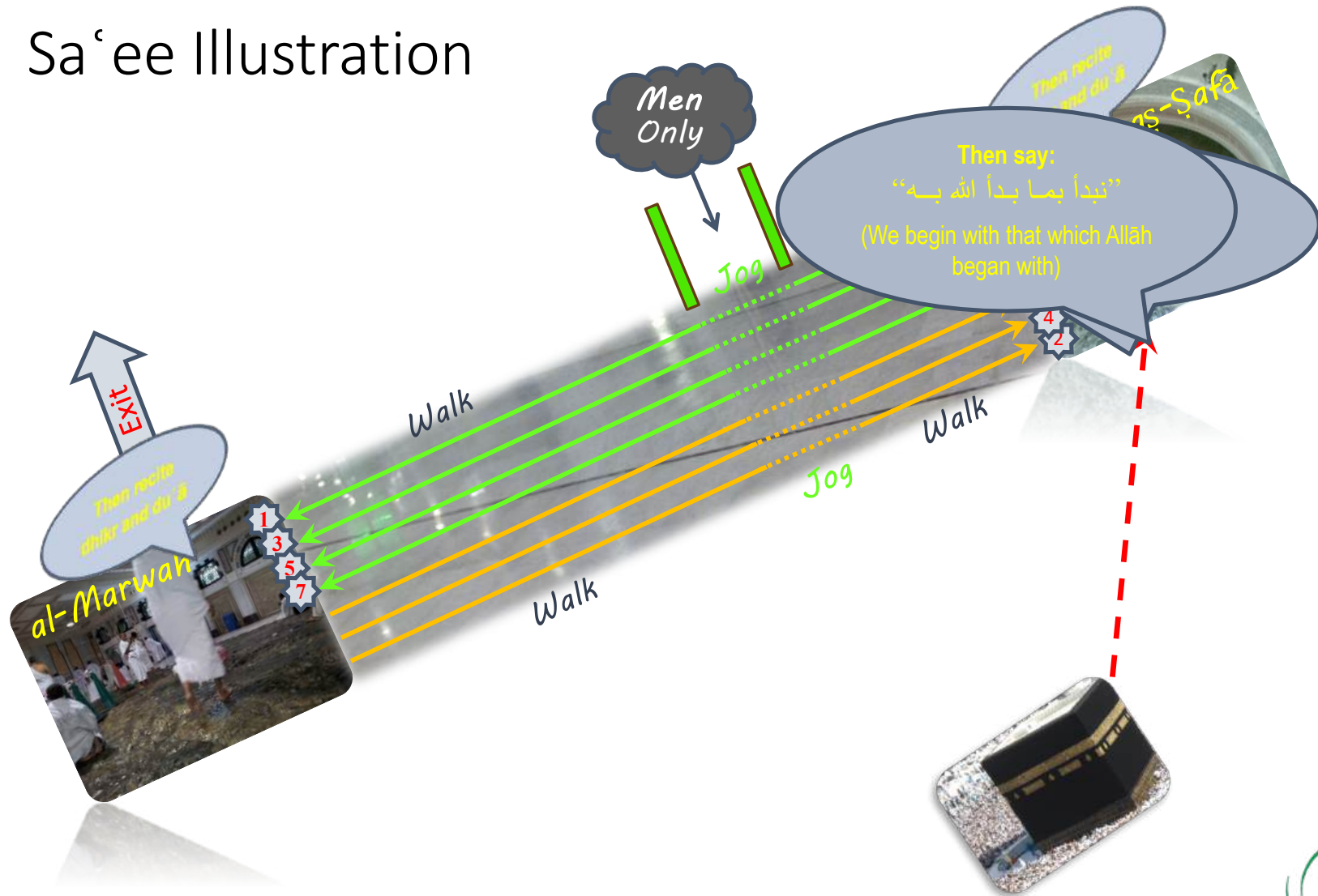


رَبِّ اغْفِرْ وَارْحَمْ أَنْتَ الْأَعَزُّ الْأَكْرَمُ

اے میرے رب مجھے بخش دے اور رحم فرما تو ہی زیادہ غالب
اور زیادہ عزت والا ہے

Sa'ee between Safa & Marwa

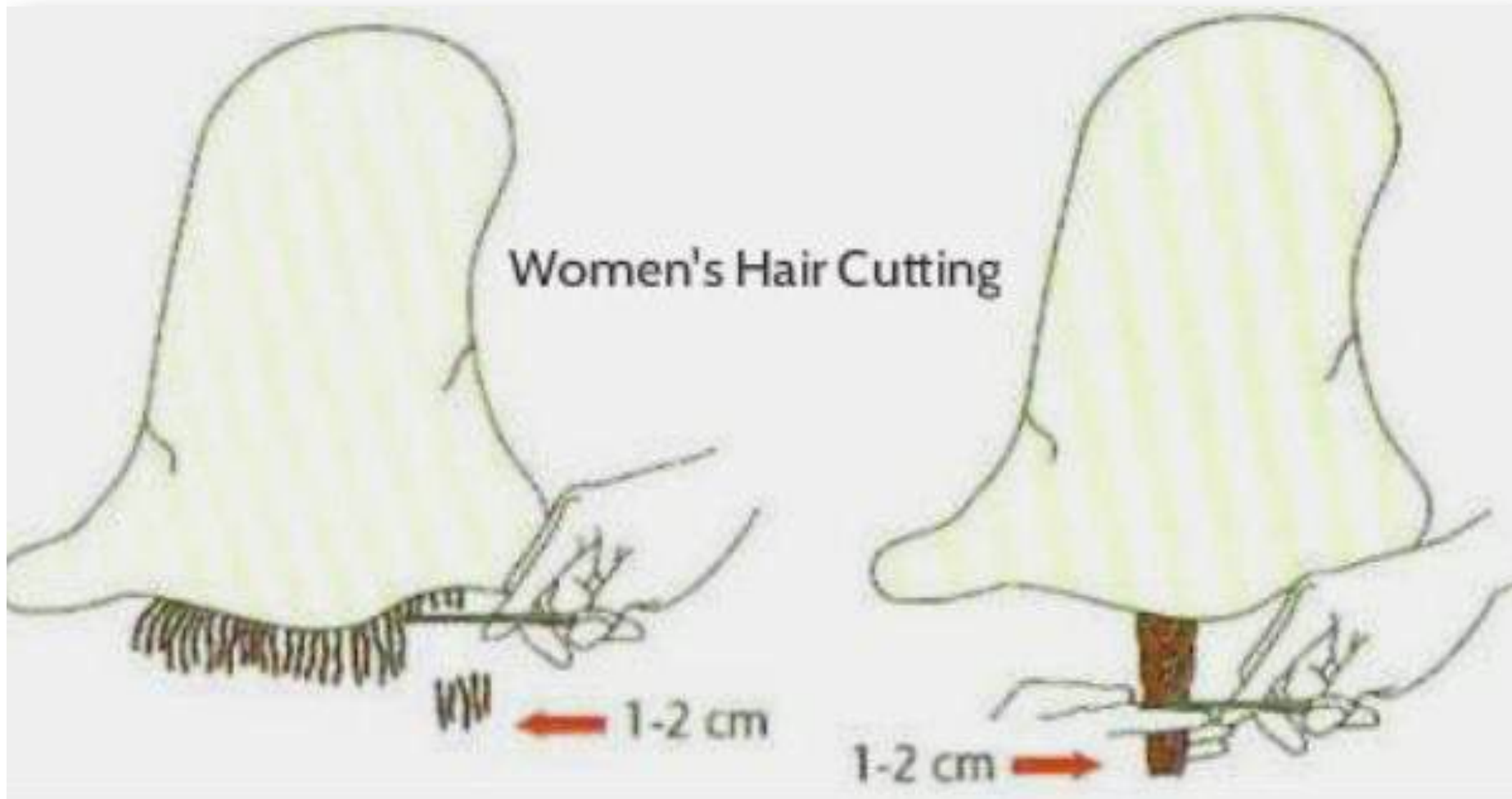
Sa'ee Illustration



Halq or Taqseer



Women's Hair Cutting



Pillars of 'Umrah



To do
Or
your 'umrah will...



Obligatory Acts of 'Umrah


Obligatory Acts of 'Umrah

1. Iḥrām from outside the Ḥaram of Makkah, or from the mīqāt if coming from outside the mawāqīt
2. Shaving or cutting the hair short



OR
You will have
to offer a...





While in Makkah





While in Makkah

- Prayer in jamat – Each prayer worth 100,000 times normal
 - Be careful of intermixing during prayers
- Perform as much tawaf as possible
 - Better than nafil salah
- Rest up for Hajj
 - Watch out for too many Umrahs



Landmarks around Mecca



Al-Khayf Mosque



Jamrat al-Aqaba



Jabal al-Nour



Al-Adel Masjid



Masjid al-Jinn



Wadi Muzdalifah



Mashar al-Haram



Wadi Muhasar



Wadi Mina



Maqam Ibrahim



Jabal al-Thawr



Masjid Nimrah



Wadi Arafat



Jabal al-Rahmah



Canal of Zubaida

Landmarks around Mecca







Hajj Simplified

Your Journey, Made Clear.

*End of
Section 3*



SIRRI SAQTI ACADEMY

Learning for life.